

Getting started with our CPI Training Program

Step-by-Step Guide

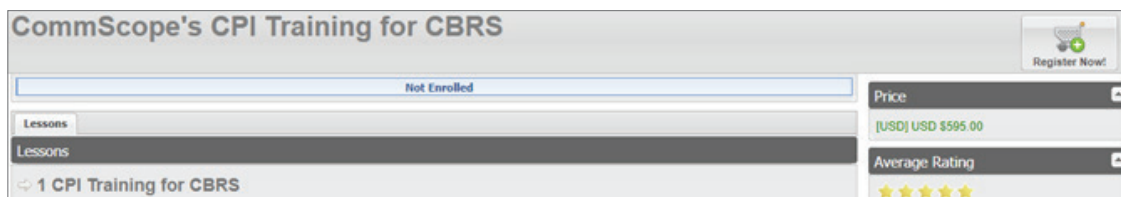
1. Sign up for the course **CPI Training for CBRS**
2. Complete the self-paced course
3. Schedule a video-proctored certification exam
4. Pass the certification exam
5. Receive your digital certificate
6. You are now a CPI!

Step 1: Enroll in the course

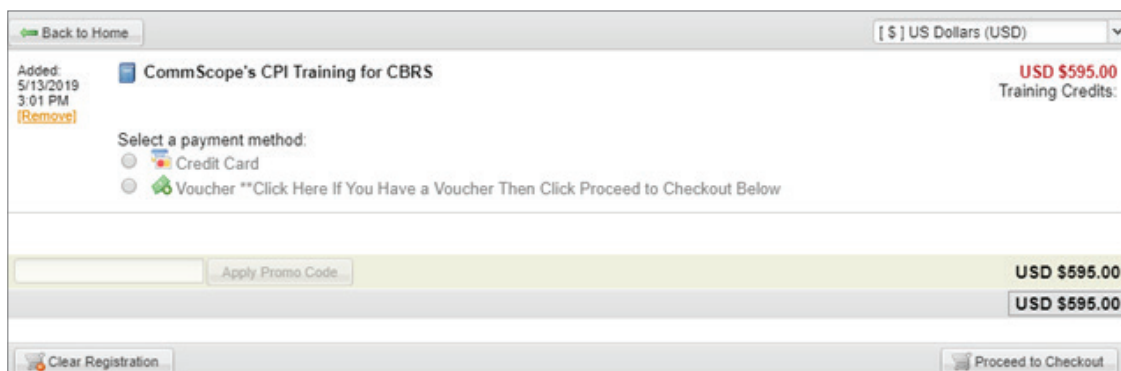
Go to our [web site](#) to enroll in the course (if you don't already have an account, click on the Create New User Account link).

\$595 - Enroll today >

Register for the course by selecting the Register Now button in the upper right corner (note that the course expires in 30 days).

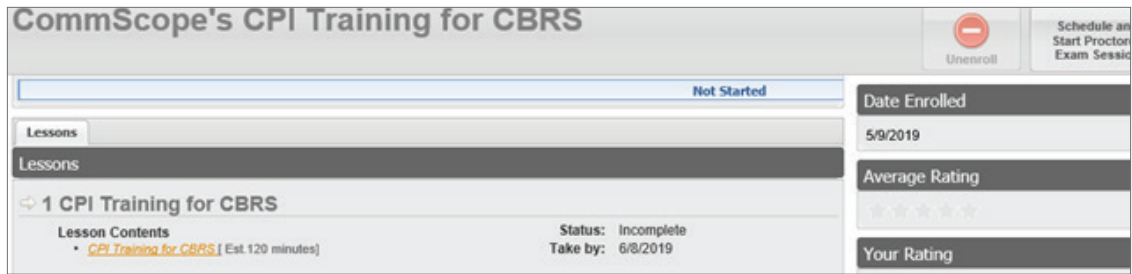


You will be prompted to read and accept our terms & conditions. Scroll to the bottom of this box to activate the acceptance buttons. You can then proceed to enter your payment information (if you have a voucher or promo code, enter those accordingly).

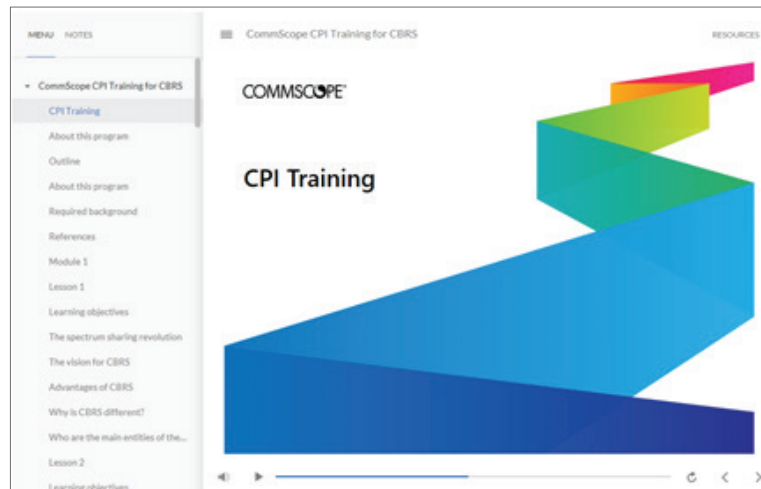


Step 2: Complete the self-paced course

Start the training by clicking on the course link.

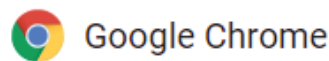


Start taking the self-paced course (this will take approximately 2 hours).




Step 3: Schedule a video-proctored certification exam through ProctorU—Registration

Ensure you have the latest version of Google Chrome installed.



Download the ProctorU Chrome extension [Bit.ly/proctoruchrome](https://bit.ly/proctoruchrome).



Go to <https://go.proctoru.com/students/users/new?institution=1937> and complete the registration process (use your mobile number during account registration).

Login to your account and select Schedule New Session—<https://go.proctoru.com/session/new>.

Confirm your institution, term and exam.

1. Confirm your institution: CommScope

2. Select a term: Open Ended Term

3. Select your exam: CPI Training for CBRS

Find Sessions

Schedule your session.

Please select a date and time on the left. Once you have selected your date, please click the 'Find Available Times' button.

Select a Date: May 2019

Select a Time:

- 11:20AM EDT Thursday May 9, 2019 1 day from now CPI Training for CBRS [SELECT]
- 11:30AM EDT Thursday May 9, 2019 1 day from now CPI Training for CBRS [SELECT]
- 11:40AM EDT Thursday May 9, 2019 1 day from now CPI Training for CBRS [SELECT]

Note: You will not incur any charges for scheduling this proctoring session.

Your order was successful!

Print Receipt My Sessions

Session	Institution	Date & Time	Type	Price
CPI Training for CBRS	CommScope	11/21/2019 1:40PM EST	Live+	\$0.00
Take it soon (CPI Training for CBRS)	CommScope	11/21/2019 1:40PM EST	Take it soon	\$0.00
Total				\$0.00

Payment Information

Payment Method


Credit on Account

Step 4: Preparation and passing the certification exam

- Ensure you are only using a single monitor
- Reboot your computer before connecting
- Open a fresh instance of Google Chrome
- Be in a private, well-lit room
- Clear your workspace of clutter
- Have your government issued photo I.D. ready
- Have a mobile phone with a front-facing camera or small compact mirror ready
- No non-religious head coverings
- Test your equipment and ensure everything is working

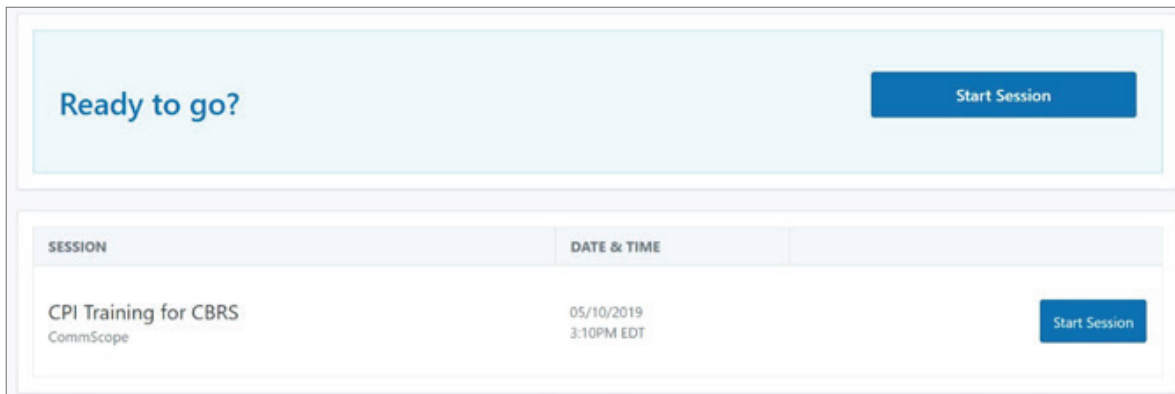
If you have issues, contact a live technician at the bottom of the page.

- <https://test-it-out.proctoru.com/>

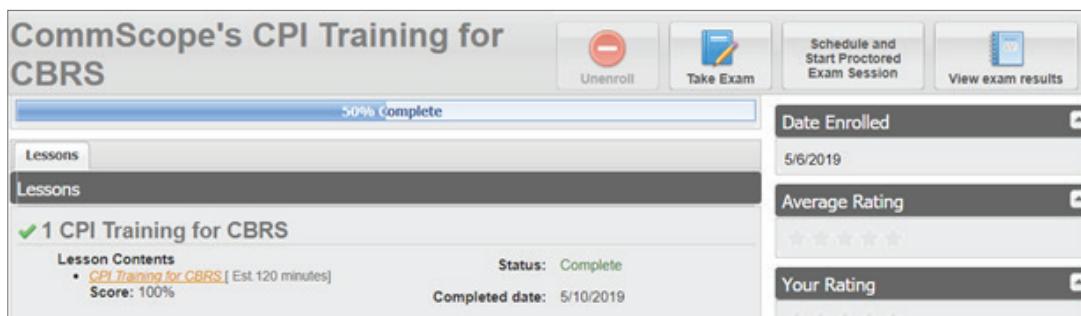


Need more information on exam proctoring? Visit <https://www.proctoru.com/live-plus-resource-center>

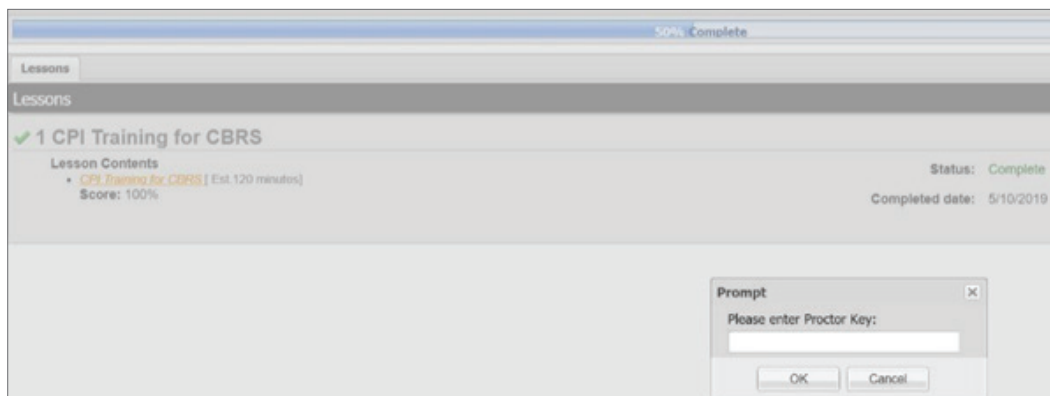
Login to the application at your scheduled time and start your session.



After the session starts, your proctor will enter the course URL in your browser and ask you to login using your username and password—click on Take Exam.



Your proctor will enter the exam password and your exam will start.



Step 5: Receive your digital certificate from INSTA, our certificate authority partner

You will receive an email from support@insta.fi within 3 business days of successful exam completion and passing with instructions to download your digital certificate.

You will receive a password via SMS text to download the certificate.

Step 6: You are officially a CPI!

Follow the instructions in the email to download your certificate.

Questions?

Online form—www.commscope.com/wisupport

Technical Support line—(888) 297-6433

COMMSCOPE®

commscope.com

Visit our website or contact your local CommScope representative for more information.

© 2020 CommScope, Inc. All rights reserved.

Unless otherwise noted, all trademarks identified by ® or ™ are registered trademarks, respectively, of CommScope, Inc. This document is for planning purposes only and is not intended to modify or supplement any specifications or warranties relating to CommScope products or services. CommScope is committed to the highest standards of business integrity and environmental sustainability with a number of CommScope's facilities across the globe certified in accordance with international standards, including ISO 9001, TL 9000, and ISO 14001. Further information regarding CommScope's commitment can be found at www.commscope.com/About-Us/Corporate-Responsibility-and-Sustainability.